

# Chord sequences for Macintosh computer with U.S. Extended keyboard selected.

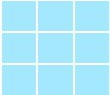
This Chart shows both the EkaPad chords and alternate chord sequences for each symbol when the U.S. Extended keyboard is selected on a Mac, using the Arial Unicode M font. Some symbols use the same chord. If you use a symbol frequently, choose the chord sequence which works most easily for you. The chord sequences which rely on Option, Shift and/or NLock may be easier to use than the Mac's keyboard viewer, particularly with diacritics.

## USB EkaPad with Mac US Extended keyboard selected and Arial Unicode M font

The chords on the left are the sequence dictated by using the process of selecting via the US Extended keyboard viewer.


The chords on the right are EkaPad chords which give the same result when using the US Extended keyboard.

Chord sequences marked on the left with yellow/orange will generate symbols similar to the ones directly above.



26 Lower case letters (US Extended)  abcdefghijklmnopqrstuvwxyz

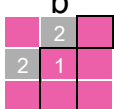
Start of Option plus diacritics and Option Caps plus diacritics


12  + Ltr = ā ē ġ ī ĩ ō ŕ ſ ū ŷ z ũ<sub>(v)</sub>

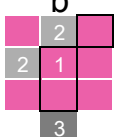
Ltr +  =



12  + Ltr = Ā Ē Ĝ Ĩ Ĭ Ō Ŗ Ŧ Ū Ŷ Z Ũ<sub>(v)</sub>

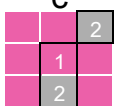
 + Ltr +  =

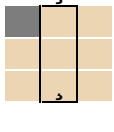
7  + Ltr = ă ě ģ ĥ ĭ ö ů

 + Ltr =

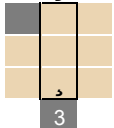
7  + Ltr = Ą Ę Ğ Ħ Ĭ Ö Ů


 +  + Ltr =



12  + Ltr = ç đ ę ħ ĩ ĵ ħ ŕ ŧ ŧ

 + Ltr =


12  + Ltr = Ç Đ Ę Ħ Ĭ Ĵ Ħ Ŗ ŧ ŧ



 + Ltr =

26 Ltr +  = ą

26  + Ltr +  = Ą Ą Ą etc

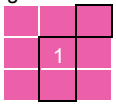
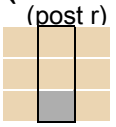
26  
26

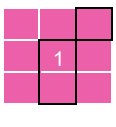
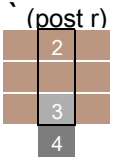
, looks like a comma  
Ltr +  = a b c d e f g h i j k l m n o p q r s t u v w x y z

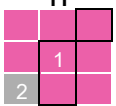
 + Ltr +  = A B C etc

e  
18  + Ltr = á ć é ğ í k l m n ó p r s ú ũ(v) w y z

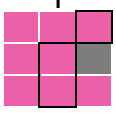
e  
18  + Ltr = Á Ć É Ğ Í K L M N Ó P R S Ú Ũ(v) W Y Z


grave (post r)  
9  +  + Ltr = à è ì ñ ò ù ũ(v) w y

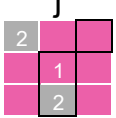
(post r)  
9  +  + Ltr = À È Ì Ñ Ò Ù Ũ(v) W Y


h  
9  + Ltr = b d h k l n r t z

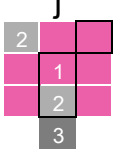
h  
9  + Ltr = B D H K L N R T Z



i  
2  + Ltr = Ů Ű

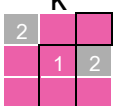
i  
2  + Ltr = Ų ų

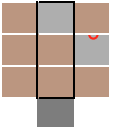
2 ¨  + Ltr = ŏ ů

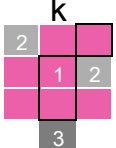
 + Ltr =

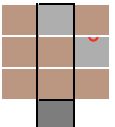

2 ¨  + Ltr = Ŏ Ű



 +  + Ltr =



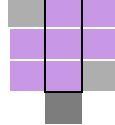
6  + Ltr = ǎ ẽ ǒ ǔ Ẃ Ỳ

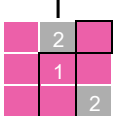
 + Ltr =

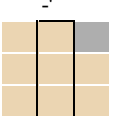
6  + Ltr = Ǻ Ɛ Ǫ Ǿ Ẁ Ỳ

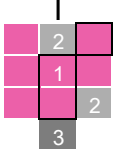
 +  + Ltr =



26  + Ltr +  = ǎ ǒ ǔ etc.

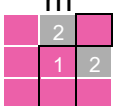
26  +  + Ltr +  = Ǻ Ɔ Ɔ Ɔ Ẁ etc

10 -  + Ltr = ƃ ǧ Ǩ ǻ ƚ ƚ ƚ ƚ

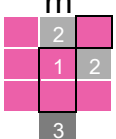
 + Ltr =



10 -  + Ltr = Ɖ Ǫ Ǿ ǻ ƚ ƚ ƚ

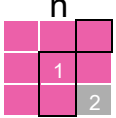
 +  + Ltr =

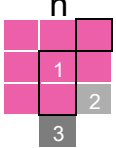
5 ˘  + Ltr = ǻ ƚ ǻ ƚ

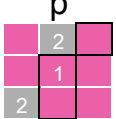
 + Ltr =


5 ˘  + Ltr = Ǻ Ɔ Ɔ Ɔ Ẁ

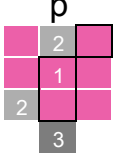
 +  + Ltr =



9 ..  + Ltr = ã ě ĭ ñ õ ů ŷ

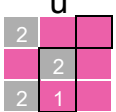
9 ..  + Ltr = Ā Ē Ī Ñ Ō Ū Ŷ Ÿ

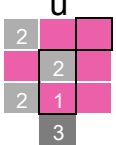
2 ,  + Ltr = ı ş

 + Ltr =

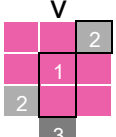
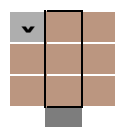

2 ,  + Ltr = Ț Ș


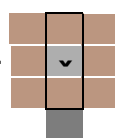
 +  + Ltr =


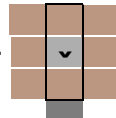
10 ..  + Ltr = ä ë ħ ĩ ö ŧ ü w x y

10 ..  + Ltr = Ä Ę Ħ Ī Ö Ŧ Ü W X Y

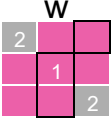
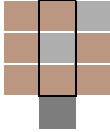
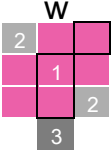


19 -  + Ltr = ǎ č đ ě ģ ħ į ĵ ķ ĺ ņ ő ř š ŧ ů ů<sub>(v)</sub> ž<sub>(x)</sub> ž  + Ltr =




19 -  + Ltr = Ā Č Ď Ě Ğ Ħ Ĩ Ĵ Ķ Ļ  
Ń Ő Ŗ Š Ŧ Ů Ů<sub>(v)</sub> Ž<sub>(x)</sub> Ž  +  + Ltr =

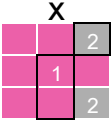

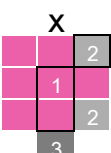


26  Ltr +  = This is a winged shape  
ǎ ĺ ě ř š

26  + Ltr +  = Ā B Č

26 Ltr +  = This is a new moon shape.  
 26  + Ltr +  = Ā Ą Ć Ď Ě Ğ Ĥ Ĩ Ĵ Ķ Ļ  
 M N Ŏ P Q R S T Ů V W X Y Z

19  + Ltr = round dot  
 ā b c d e f g h m n o p r s t w x y z  + Ltr =  
 19  + Ltr = Ā Ą Ć Ď Ě Ğ Ĥ Ĩ Ĵ Ķ Ļ  
 Ŏ P R S T W X Y Z  +  + Ltr =

26 Ltr +  = square dot  
 all letters  
 26  + Ltr +  = A B C

19  + Ltr =  + Ltr =  
 a b d e h i k l m n o r s t u v w y z  
 19  + Ltr = Ā Ą Ć Ď Ě Ğ Ĥ Ĩ Ĵ Ķ Ļ  
 Ŏ P R S T U V W Y Z  +  + Ltr =

26 Ltr +  = a b c ... w x y z

26 + Ltr + = Ā Ą Ć etc.

6 <sup>z</sup> + Ltr = ą ę ĩ ǒ ŭ ȳ

6 <sup>Z</sup> + Ltr = Ą Ę Ĩ Ő Ŭ Ȳ

15 <sup>6</sup> + + Ltr = â ĉ ê ĝ ĥ î ĵ m ñ ô š û ŵ ŷ ž

15 <sup>6</sup> + + Ltr = Â Ć Ê Ğ Ĥ Î Ĵ M Ñ Ô Š Ū Ŵ Ŷ Ž

End of Option plus diacritics and Option Caps plus diacritics

Option Shift + ltr code and CapsLock Option Shift + letter code

3 <sup>Option</sup> + <sup>Shift</sup> + <sup>f</sup> + Ltr = ę ĩ ŭ ~

3 <sup>CapsLock</sup> + <sup>Option</sup> + <sup>Shift</sup> + + Ltr = Ę Ĩ Ŭ

6 <sup>Option</sup> + <sup>Shift</sup> + <sup>g</sup> + Ltr = ę d ĩ n t ŭ ^

6 <sup>CapsLock</sup> + <sup>Option</sup> + <sup>Shift</sup> + + Ltr = Ę D ĩ N T Ŭ

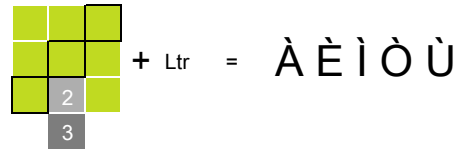
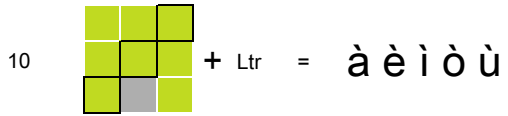
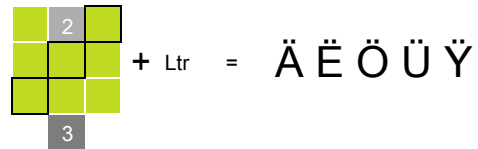
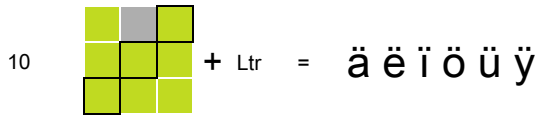
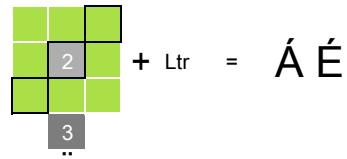
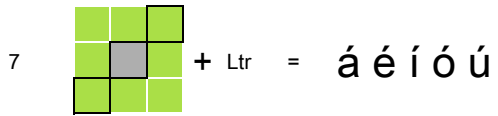
6 <sup>Option</sup> + <sup>Shift</sup> + <sup>s</sup> + Ltr = â ê î ô ŕ û ~

Also works with all letters, but other symbols are corrupted.

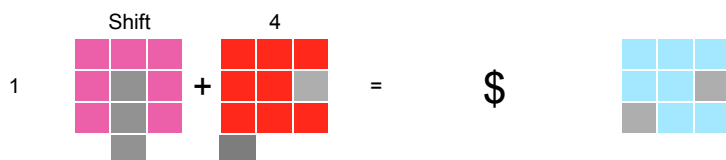

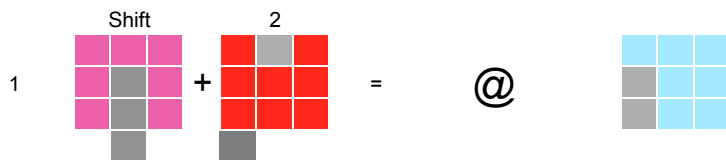
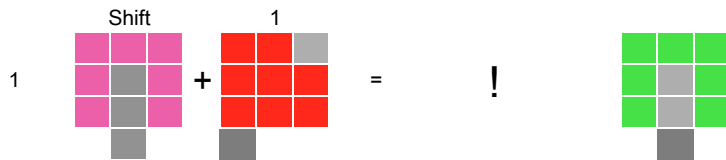
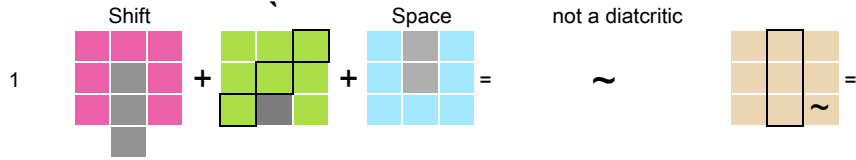
Ltr + =

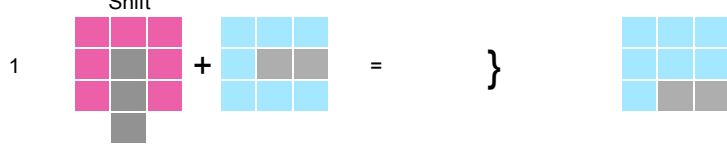
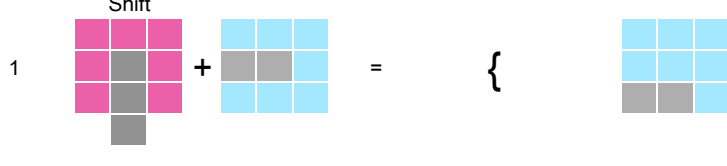
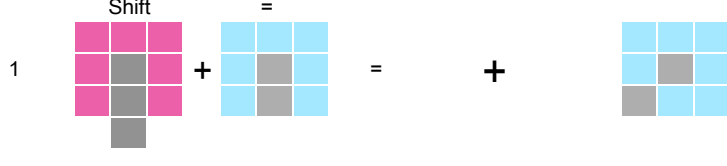
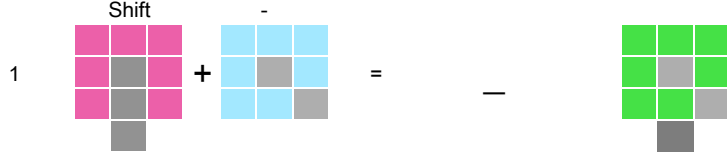
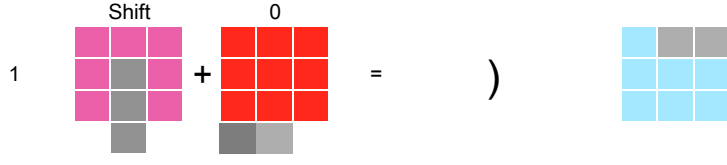


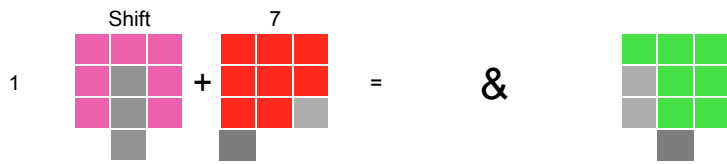
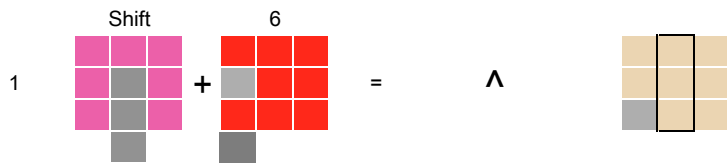
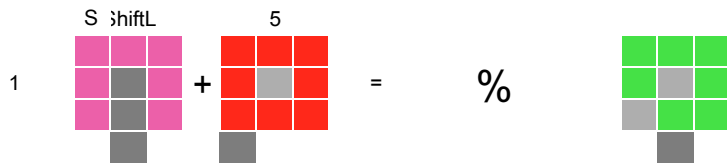


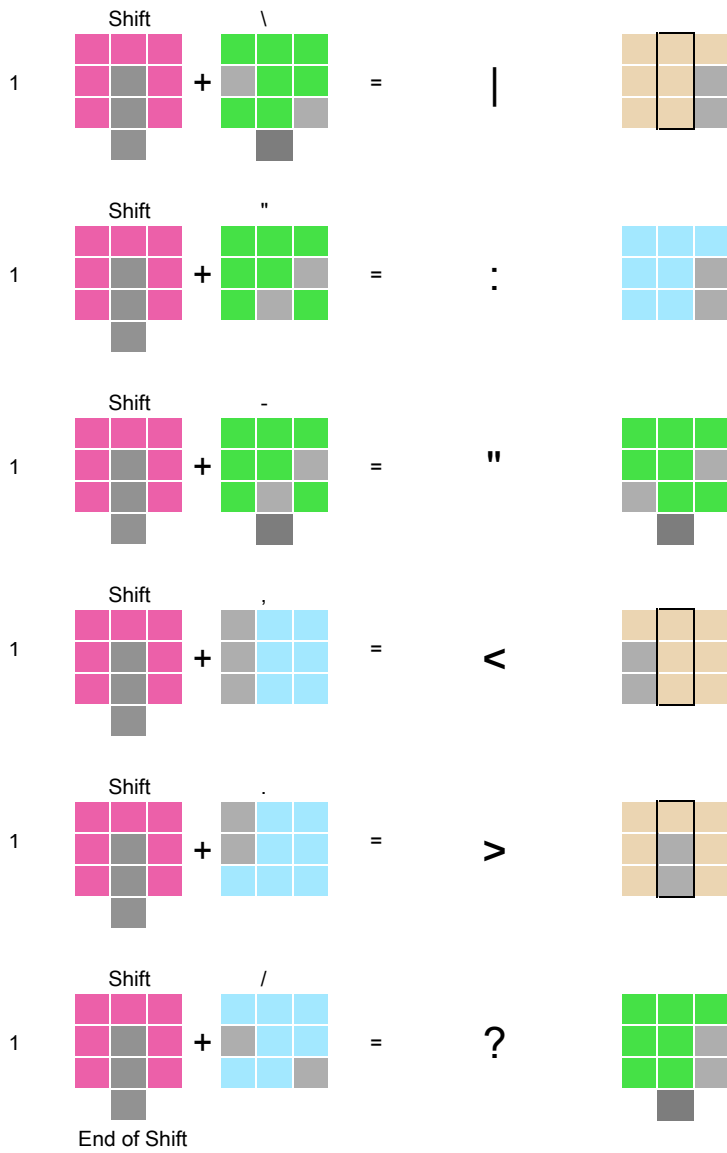
These Accent chord sequences work with US Extended keyboard



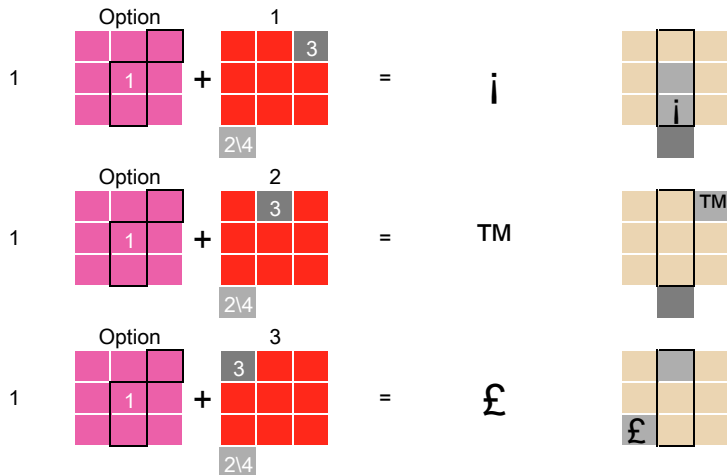
Start of Shift







Start of Option (plain) and symbols with Caps [some CapsLock (caps or shift) Option]



Option 4 = ¢

Option 5 = §

Option 7 = ¶

Option 8 = •

Option 9 = a

Option 2|4 3 = o

Option - = -

Option = ≠

Option q = œ

Option Shift q = Œ

Option r = ®

1 Option t = b

1 Option t = b

1 Option y = ¥

1 Option o = ∅

1 Option o = ∅

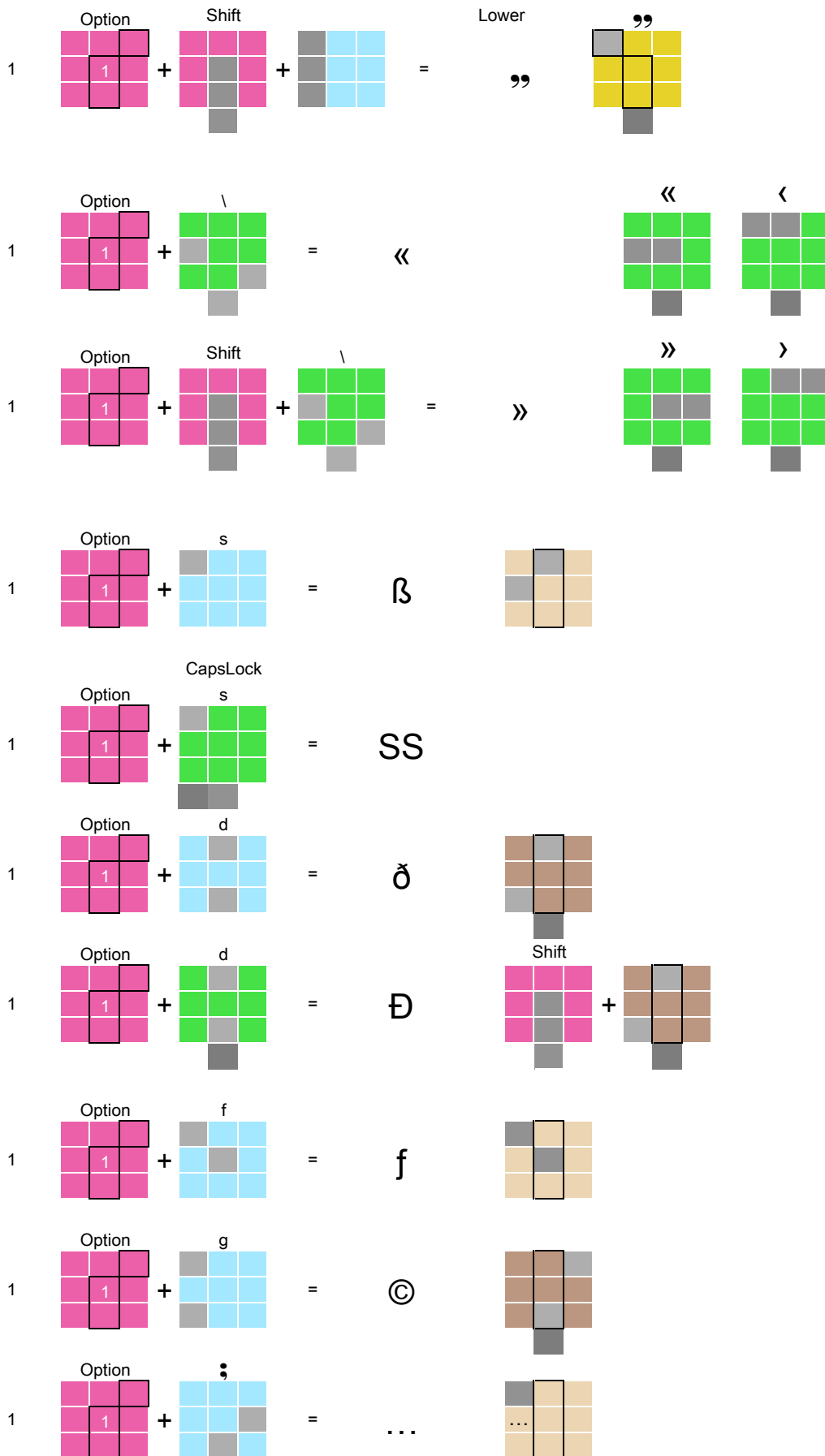
1 Option [ = “

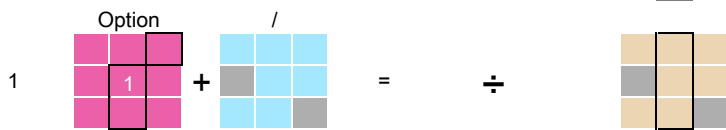
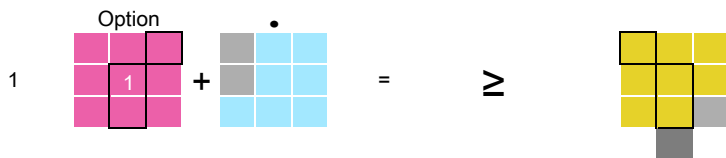
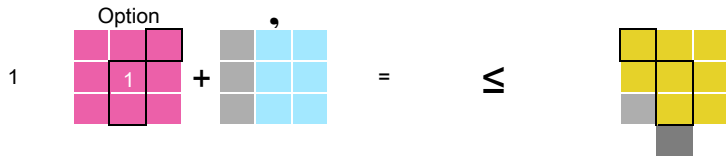
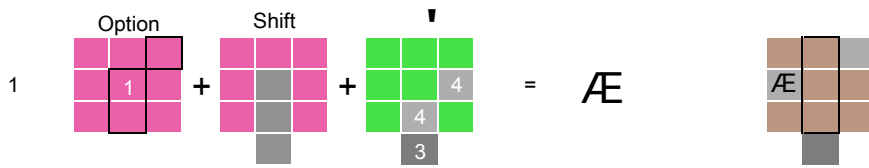
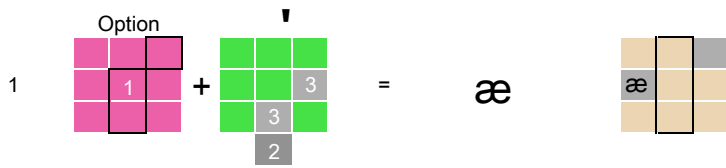
1 Option ] = ’

1 Option { = ”

1 Option } = ’

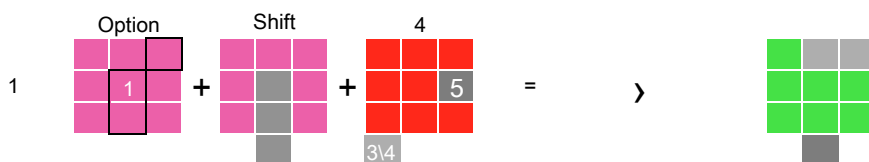
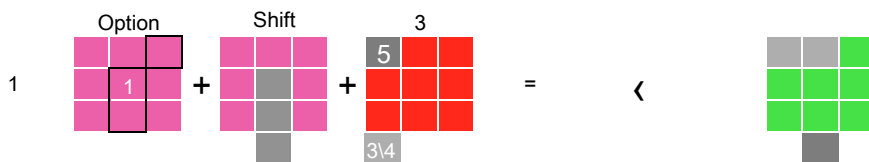
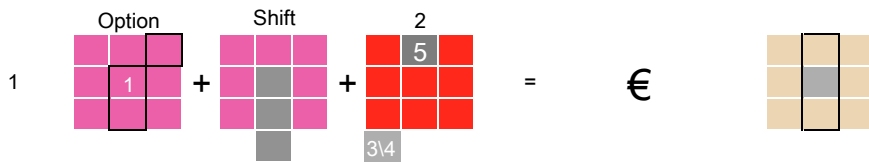
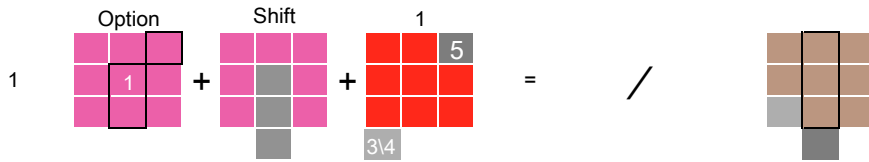
1 Option Shift Lower = ,





End of Option (plain) and symbols with Caps [some CapsLock (caps or shift) Option]


Start of Option Shift (not including Option's caps)



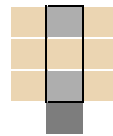
Option Shift 5 = fi

Option Shift 6 = fl


US keyboard only




Option Shift 7 = ☘



Option Shift 8 = °

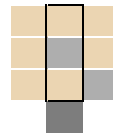


Option Shift 9 = ·



Option Shift 0 = ,


Option Shift — = —

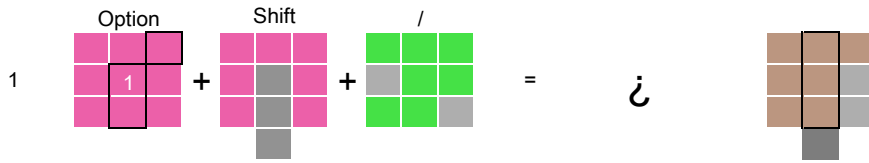


Option Shift ± = ±



Option Shift r = %





End of Option Shift



1023