

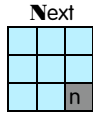
Keyboard shortcuts for Microsoft Power Point presentation.

same for both Mac and Win

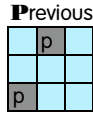
Left hand chords

Right hand chords

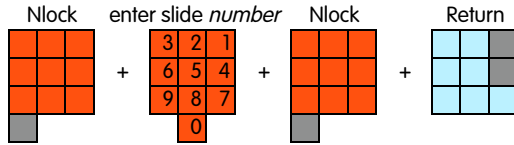
Perform the **N**ext animation or advance to the **N**ext slide



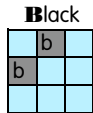
Perform the **P**revious animation or return to the **P**revious slide



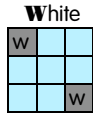
Go to slide *number*



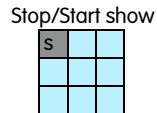
Display a **B**lack screen or return to slide show from a **B**lack screen



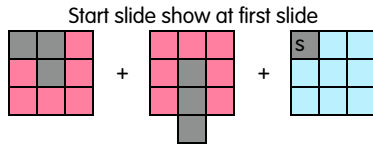
Display a **W**hite screen or return to slide show from a **W**hite screen



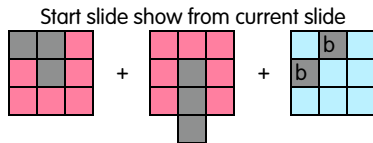
Stop or re**S**tart automatic slide show



Start slide show at first slide:
Control + Shift + s



Start slide show from current slide:
Control + Shift + b



End slide show: Command + period

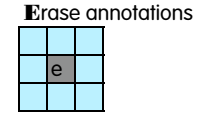


Find other tools at www.ekatetra.com

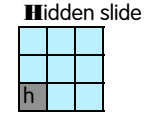
Left hand chords

Right hand chords

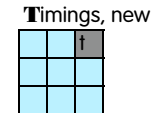
Erase on-screen annotations



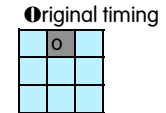
Go to next **H**idden slide if next is **H**idden



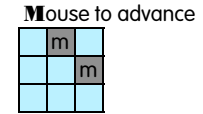
Set new **T**imings when rehearsing



Preserves the **O**riginal set timing for a slide, even though, during rehearsal, its on the screen longer



During rehearsal, delete the set timing for a slide, use **M**ouse click to advance to next slide



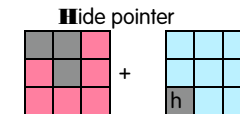
Redisplay hidden pointer and/or change the pointer to a **P**en:
Command + p



Redisplay hidden pointer and/or change the pointer to an **A**rrow:
Command + a



Hide pointer & button immediately: Control + h



Hide pointer & button in 10 secs:
Command + u

